

*Easy Application.  
Trusted Results.  
Lasting Beauty.*

SIMPLE SOLUTIONS  
CONCRETE AND MASONRY  
FLOOR COATINGS



*Dutch Boy*<sup>®</sup>

**EASY TO apply**  
**EASY TO protect**  
**EASY TO ... rest easy**

Dutch Boy® makes it easier to protect and beautify the concrete and pavers you walk on. Extend the life of your walkways, patios, pool decks, driveways, masonry — even basement floors.







**Dutch Boy Concrete and Masonry Floor Coatings are available in sealers, waterproofer and concrete stain.**

Patio shown in Wet Look High Gloss



*Easily protect the hardest surfaces.*

*See our lineup and find*  
**THE PERFECT PRODUCT FOR THE JOB.**

Product	Patios	Interior Floors	Walkways	Pool Decks	Driveways
 <b>WET LOOK • HIGH GLOSS</b> Solvent-based	✓	-	✓	✓	✓
 <b>NATURAL LOOK • SATIN</b> Water-based	✓	✓	✓	✓	-
 <b>NATURAL LOOK • MATTE</b> Water-based	✓	✓	✓	✓	-
 <b>CLEAR GLOSS</b> Water-based	✓	-	✓	-	✓
 <b>NATURAL LOOK</b> Water-based	✓	✓	✓	✓	✓
 <b>SOLID</b> Water-based	✓	✓	✓	✓	-

**WATER-BASED VS. SOLVENT-BASED FORMULAS**

Water-based products are great for both interior and exterior applications. Solvent-based sealers can only be used on exterior concrete and masonry surfaces.

# CLEAR SEALERS

*Clear protection for beauty that lasts.*



## WET LOOK

***Brings out surface color with a shiny, high-gloss finish.***

Seals and protects concrete and masonry surfaces.

Ideal for patios, pavers, walkways and pool decks.

Available in a high-gloss finish.

Solvent-based for exterior use.



Patio shown in Satin

## NATURAL LOOK

***Beautifies and protects surface with a natural finish.***

Seals and protects concrete and masonry surfaces.

Ideal for concrete floors, pavers, walkways and pool decks.

Available in two sheens: matte and satin.

Water-based for interior or exterior use.



## HIGH GLOSS



## MATTE



## SATIN

# PAVER SEALER

*Protection that shines.*



## GLOSS

***Adds a subtle gloss without changing the surface color.***

Helps stabilize and harden joint sand.

Ideal for pavers and interlocking walkways.

Available in gloss finish.

Water-based formula for interior or exterior use.



# WATERPROOFER

*Season-to-season moisture protection.*



## NATURAL LOOK

***Deeply penetrates surface without altering appearance.***

Protects against damage from salt and freeze/thaw cycles.

Ideal for use on bare concrete and masonry surfaces; great for concrete driveways.

Available in natural look.

Water-based formula for interior or exterior use.



## GLOSS



## NATURAL LOOK WON'T ALTER SURFACE APPEARANCE

# CONCRETE STAIN

*Looks as great as it protects.*



*Customize your look with a wide range of colors.*

Patio shown in Gridlock 404-6DB



Patio shown in Ready-to-Use Gray

## SOLID



### *Adds rich color and protection.*

Protects surface from water, salt, chemicals, UV damage, flaking and color fading.

Ideal for patios, walkways, pool decks and basement floors.

Water-based formula for interior or exterior use.

- |   |  |   |  |
|---|--|---|--|
| <br>Homespun Beige<br>409-1DB | <br>Terra Tile<br>410-3DB | <br>Odyssey Beige<br>317-1DB   | <br>Light Chestnut<br>417-2DB |
| <br>Red Farmhouse<br>305-7DB  | <br>Barrel<br>410-6DB     | <br>Bisqued Neutral<br>315-5DB | <br>Tawny Brown<br>316-7DB    |
| <br>Red Mesa<br>408-6DB       | <br>Saw Mill<br>407-7DB   | <br>Parkwood<br>404-7DB        | <br>Cold Espresso<br>442-7DB  |

### *Looking for the perfect match?*

Dutch Boy® solid concrete stain is available in 30+ shades and can be tinted to your custom color. See one of our Team Members for more details.

- |  |  |  |  |
|--|--|--|--|
| <br>Sandstone Tint<br>441-2DB | <br>Colonial Gray<br>422-2DB  | <br>Wales Gray<br>436-1DB       | <br>Moon Beam<br>438-2DB        |
| <br>Hazy Gray<br>440-3DB      | <br>Woody Gray<br>425-3DB     | <br>Gray<br>Ready-to-Use        | <br>Timber Wolf<br>430-3DB      |
| <br>Gray Stone<br>406-4DB     | <br>Greened Cactus<br>325-3DB | <br>Silvered Chain<br>435-4DB   | <br>Over The Moon<br>434-4DB    |
| <br>Pelican Beak<br>406-5DB | <br>Balsam Sprig<br>325-4DB | <br>Felted Blue<br>430-5DB    | <br>Industrialized<br>434-5DB |
| <br>Elm Wood<br>411-5DB     | <br>Sweetbrier<br>425-5DB   | <br>Weathered Rock<br>440-5DB | <br>Onyx Shade<br>433-7DB     |
| <br>Gridlock<br>404-6DB     | <br>Fresh Moss<br>324-6DB   | <br>Ironside<br>422-7DB       | <br>Cauldron<br>437-7DB       |


Color samples shown may vary due to printing process. For most accurate results, test before using.

# PREP BEFORE YOU *protect*

*It's essential to start with clean, dry surfaces that are free from loose or peeling paint.*

## NEW OR BARE CONCRETE:

- Let new concrete cure at least 30 days before applying stain or sealer.
- If concrete is new, uncoated or well worn, start with a cleaner/degreaser/etching solution to assure the best possible final finish (fig. A).
- Etch the surface until it feels like rough sandpaper (fig. B), then drip some water on the surface to see if it soaks in (fig. C). If it does, great! You are ready to apply your coating. If not, etch again until the surface easily absorbs water.
- Allow at least 24 hours for it to dry before applying the product. If the surface doesn't feel rough enough, or has existing stains, apply a concrete bonding primer (following the label instructions, of course) and you should be ready to go!



## PREVIOUSLY COATED CONCRETE:

- Test to see if the previous coating was solvent or water based. Use a rag to apply xylene to the surface. If it lifts the previous coating, then a solvent-based coating was used. If there's no material on the rag and the surface is gummy, then a water-based coating was used. For best results, use water-based finishes on surfaces previously coated with water-based products and solvent-based finishes previously coated with solvent- or oil-based products.
- Remove any loose or peeling paint with a wire brush, then de-gloss the surface with 150-200-grit sandpaper.
- Follow up with a concrete cleaner, degreaser and etching solution. Rinse thoroughly and allow to dry completely before applying stain or sealer.

## PROJECT CHECKLIST:

- Concrete cleaner and degreaser
- Etching solution (on new or bare concrete)
- 150-200-grit sandpaper
- Paintbrush
- 3/8" to 1/2" nap roller cover
- Roller frame
- Extension pole
- Power washer (optional, when needed)
- Bonding primer (optional, when needed)
- Paint tray
- Stir sticks
- Gloves

For best results, use premium Purdy® applicators.

To see the full line of Purdy products, visit [Purdy.com](http://Purdy.com)

**Purdy**  
PROFESSIONAL PAINTING TOOLS

# OUR MOST ADVANCED CONCRETE AND MASONRY FLOOR COATINGS

Shown in Paver Sealer Gloss



AVAILABLE AT  
**MENARDS**<sup>®</sup>



For more information, call 800.828.5669  
or visit [dutchboy.com/concrete](http://dutchboy.com/concrete)

Color samples shown may vary due to printing process. For most accurate results, test before using.

© Dutch Boy. Menards is a trademark of its respective owner.  
210-0003-000 MDBC0N123/23 03/23